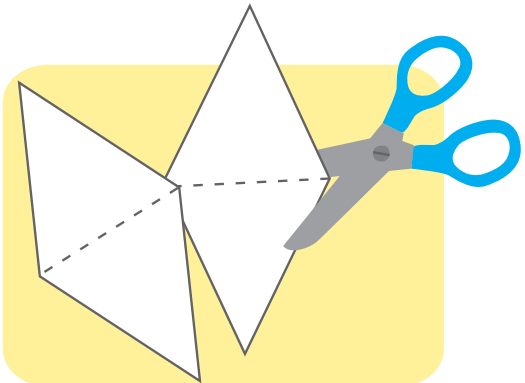




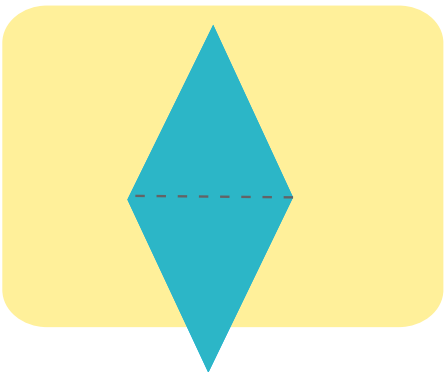
Paper Bunting Craft

You will need: Paper (can be old magazines!), scissors, string, glue/selotape.
Your piece of string should be the length you'd like your bunting to be when all the flags are in place.

1. Use the template below to cut out the bunting flags.



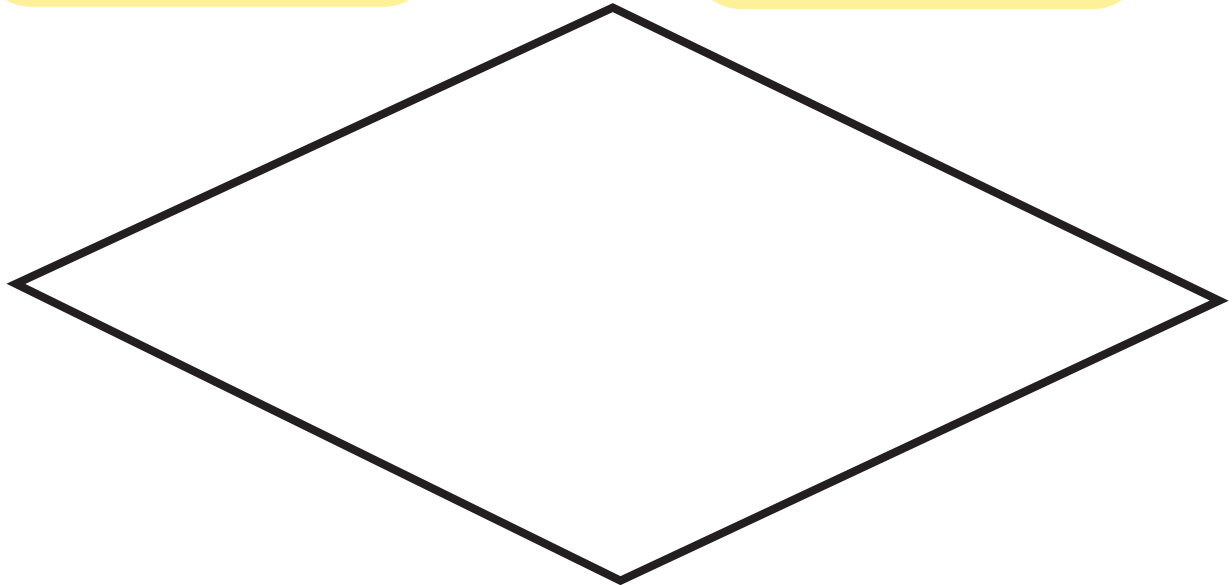

2. Colour and decorate, then fold each flag in half.



3. Place each flag over a long piece of string.



4. Use a little sticky tape or glue to hold the bunting together.



Decorate your bunting with fun pictures,
or hang it in your window with a happy message to passers-by.

